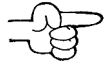







# KNOW YOUR RIGHTS


IF YOU HAVE ANY CONTACT WITH ICE OR THE POLICE—IN THE STREET, AT YOUR HOME, IN JAIL, AT WORK, OR WHILE DRIVING:

-  **DO NOT ANSWER ANY QUESTION ABOUT YOUR IMMIGRATION STATUS**, even if you are arrested, are at work, at home or are driving.
-  **DO NOT SIGN ANYTHING** without speaking to an attorney first, even if you are being detained or arrested.
-  **NEVER PLEAD GUILTY TO ANY CRIMINAL CHARGE WITHOUT TALKING TO AN ATTORNEY** about how it could affect your immigration status.






## IF ICE COMES TO YOUR HOUSE:

-  **DO NOT OPEN THE DOOR.** Be aware: ICE may lie about who they are.
-  Try to stay calm and do not lie. Just say “I do not want to answer any questions,” or “I am exercising my right to remain silent,” but nothing else.
-  If ICE enters your home **make sure to state that you do not consent to a search of your person or your belongings.**



## IF ICE STOPS YOU IN THE STREET OR A PUBLIC PLACE:




-  Stay calm. Do not run! If it's possible and safe to do so, take photos, video, and/or notes of the encounter.
-  Ask if you are being arrested or detained, but do not answer any of their questions.



If they say you are not being arrested, ask if you are free to leave



Do not carry any documents from the country where you were born. Do not carry your passport, birth certificate, or consular ID. Carry a local form of picture ID instead – a driver's license, school or work ID will do. Try to carry proof of your presence in the U.S. before February 2014 such as a phone, gas or electric bill. Do not carry any false documents.



**IF ICE ARRESTS OR  
DETAINS YOU OR A  
LOVED ONE:**



State that they want to speak to an attorney. **NOT ANSWER ANY QUESTIONS OR SIGN ANYTHING WITHOUT ONE!**

For more Know Your Rights Information:  
**ALTOTRUMP.COM**



**NDLON**  
NATIONAL DAY LABORER  
ORGANIZING NETWORK



# KNOW YOUR RIGHTS

IF YOU HAVE ANY CONTACT WITH ICE OR THE POLICE—IN THE STREET, AT YOUR HOME, IN JAIL, AT WORK, OR WHILE DRIVING:



Under no circumstances, even if you are arrested, are at work, at home or are driving, answer any questions about your immigration status, where you were born or about your criminal history. ICE can use anything you say against you. You have the right to remain silent.



**DO NOT SIGN ANYTHING** without speaking to an attorney first, even if you are being detained or arrested. You have the right to an attorney.



**NEVER** plead guilty to any criminal charge—even a very minor one—without talking to an attorney about how it could affect your immigration status.




## IF ICE COMES TO YOUR HOUSE:



If ICE comes to your house, do not open the door. ICE can only enter your home if they have a warrant, which they almost never do. ICE usually comes in the early morning, between the hours of 5am and 9am. **BE AWARE:** they may lie about who they are.



Try to stay calm and do not lie. Just say “I do not want to answer any questions,” or “I am exercising my right to remain silent,” but nothing else.



If ICE enters your home make sure to state that you do not consent to a search of your person or your belongings. Ask for the agents' names and badge numbers. Let them know you want to speak to your attorney and exercise your right to remain silent.



Do not answer any questions or sign anything!



Write down the details of the search, property taken, and contact information of any witnesses.



## IF ICE STOPS YOU IN THE STREET OR A PUBLIC PLACE:



Stay calm. Do not run! ICE will use that as a reason to arrest you. If it's possible and safe to do so, take photos, video, and/or notes of the encounter.



Ask if you are being arrested or detained, but do not answer any of their questions. If you say anything or sign anything, you may be giving them information that they can use against you. If ICE agents stop you on the street and do not have a warrant, they cannot arrest you unless they have evidence that you are a non-citizen.



If they say you are not being arrested, ask if you are free to leave



*Note: You have the right to film ICE if they are in your home or if you are stopped in a public place – the street, a school, a road, etc.*



Do not carry any documents from the country where you were born. Do not carry your passport, birth certificate, or consular ID. Carry a local form of picture ID instead – a driver's license, school or work ID will do. Do not carry any false documents.



## IF ICE ARRESTS OR DETAINS YOU OR A LOVED ONE:

The person arrested must:




State that they want to speak to an attorney. **NOT ANSWER ANY QUESTIONS OR SIGN ANYTHING WITHOUT ONE!**





Contact an attorney or family member immediately. We have the right to make a telephone call after an arrest.



Ask for bond and a hearing before a judge even if ICE says we are not eligible.  
Ask for copies of all our immigration documents.







Try to notice the uniforms and cars of the arresting officers. Remember the name of the agency (Police, Sheriff, ICE, CBP). Read the officers' badges and remember or write down their names.



Pay attention to whether a "booking number" (in criminal custody) or "alien number" (in immigration custody) is assigned. Memorize or write down that number. This number is important to keep track of people in case of any transfers to other facilities.



**BE AWARE YOU MIGHT BE TRANSFERRED**



If you are in criminal custody, immigration agents may try to begin deportation proceedings against you.



The most important way you can be transferred is if immigration places a hold, or detainer, on you. That means that, if you are in criminal custody, or 'regular' jail, ICE will ask the jail to keep you there until they come pick you up.



ICE may also come to the jail to try to interview you.



It is very important to ask your attorney if you may have an immigration hold, and to not speak with immigration or sign anything in jail. If you have an immigration hold, or if immigration agents have asked the police for your release date or home address, they may try to arrest you when you are released—either from the jail, or after you return home.



## BEFORE ANYTHING HAPPENS, BE PREPARED!



Memorize the number of someone you can trust and count on to help you if you are arrested.



Make a plan for who will take care of your children, your apartment, your pets, and who will contact you work in case you are picked up.





Have all of your important documents – birth certificate, medical records, criminal records, etc. - in a safe place and give access to someone you trust.



Carry a know your rights card with you.

## KNOW YOUR RIGHTS CARD:




I do not wish to speak with you, answer any questions, or sign any documents.



I am choosing to exercise my right to remain silent. If I am detained, I request to speak with an attorney immediately. I am also exercising my right to refuse to sign anything until I consult with my attorney.



I also do not consent to a search of my person, my belongings, or my home unless you have a warrant signed by a judge, or unless you are otherwise constitutionally permitted to conduct a search without my consent.



For more Know Your Rights Information:  
**AltoTrump.com**

For information on how to represent yourself in immigration court, visit the website of the Florence Project:  
<https://firrp.org/resources/prose>

For a list of attorneys who provide representation in immigration court, visit  
<https://www.justice.gov/eoir/list-pro-bono-legal-service-providers-map>

This list is not complete and the quality of the attorneys on the list is not verified.





# KNOW YOUR RIGHTS

## WHAT TO DO IF IMMIGRATION (ICE) SHOWS UP AT YOUR HOME

IF ICE COMES  
KNOCKING: KEEP  
YOUR DOOR  
CLOSED & YOUR  
MOUTH TOO!



### IF ICE IS AT YOUR DOOR:



Do not open the door. If ICE asks to enter, do not give them permission. If you open the door, you are providing consent for them to enter.



Be aware that they may lie about being ICE.



Do not speak to ICE. Say, "I am exercising my right to remain silent." Do not answer questions or provide any information about your immigration status or national origin. ICE can use anything you say against you.



Stay calm. Do not run! ICE will use that as a reason to arrest you.



### IF ICE ENTERS YOUR HOME:



Ask for the agents' names and badge numbers.



State that you do not consent to a search.



State that you are exercising your right to remain silent.



State that you want to speak to your attorney. **DO NOT ANSWER ANY QUESTIONS OR SIGN ANYTHING WITHOUT YOUR ATTORNEY!**

Write down the details of the search, property taken, and contact information of any witnesses.





## IF ICE ARRESTS OR DETAINS YOU:



Do not speak to ICE. Exercise your right to remain silent.



State that you want to speak to your attorney. **DO NOT ANSWER ANY QUESTIONS OR SIGN ANYTHING WITHOUT YOUR ATTORNEY!**



Contact your attorney or family member immediately. You have the right to make a telephone call after you are arrested.



Ask for bond and a hearing before a judge even if ICE says you are not eligible.



Ask for copies of all your immigration documents



ICE is not allowed to enter your home without a warrant signed by a judge (not an immigration agent), with your correct name and address. ICE rarely has a warrant signed by a judge in home raids.



## BE PREPARED! CREATE A SAFETY PLAN IN CASE OF ARREST:



Memorize the phone number of a friend, family member, or attorney to call if you are arrested.



Make arrangements for the care of your children and other loved ones.



Designate trusted friends or family members to make important decisions.



Keep copies of immigration documents, criminal records, and other important documents in a safe place where a trusted friend or family member can access them if necessary.



Make sure your loved ones know your immigration number (A number) and how to find you if you are detained by Immigration. They can contact the local ICE office, or search the online detainee locator at:

<https://locator.ice.gov/odls/homePage.do>

**Note:** The content of this handout does not constitute legal advice. Please consult an immigration attorney for legal advice.





# KNOW YOUR RIGHTS

## WHAT TO DO IF IMMIGRATION (ICE) STOPS YOU ON THE STREET OR IN A PUBLIC PLACE



Do not speak to ICE. Say, "I am exercising my right to remain silent." Do not answer questions or provide any information about your immigration status or national origin. ICE can use anything you say against you.



Stay calm. Do not run! ICE will use that as a reason to arrest you. If possible and safe to do so, take photos, video, and/or notes of the encounter.



Ask if you are being arrested or detained. If ICE agents stop you on the street and do not have a warrant, they cannot arrest you unless they have evidence that you are a non-citizen.



If they say you are not being arrested, ask if you are free to leave. When they say you may leave, walk away calmly.

### IF ICE STOPS YOU WHILE YOU ARE DRIVING:



If asked, provide your driver's license, car registration, and proof of insurance.



Do not answer questions about anything else, including immigration status or national origin. Only state that you are exercising your right to remain silent.



Refuse consent to a search of yourself or your car.



### IF ICE ARRESTS OR DETAINS YOU:



Do not speak to ICE. Exercise your right to remain silent.



State that you want to speak to your attorney. **DO NOT ANSWER ANY QUESTIONS OR SIGN ANYTHING WITHOUT YOUR ATTORNEY!**



Contact your attorney or family member immediately. You have the right to make a telephone call after you are arrested



Ask for bond and a hearing before a judge even if ICE says you are not eligible.



Ask for copies of all your immigration documents.



# BE PREPARED! CREATE A SAFETY PLAN IN CASE OF ARREST.



Carry a Know-Your-Rights card to show to ICE if they stop you. The card should, at the very least, state that you will remain silent and wish to speak with an attorney.



Do not carry any documents from your country of origin or any false documents.



Memorize the phone number of a friend, family member, or attorney to call if you are arrested.



Make arrangements for the care of your children or other loved ones.



Designate trusted friends or family members to make decisions.



Keep copies of immigration documents, criminal records, and other important documents in a safe place where a trusted friend or family member can access them if necessary.



Make sure your loved ones know your immigration number (A number) and how to find you if you are detained by Immigration. Contact local ICE office or search online detainee locator: <https://locator.ice.gov/odls/homePage.do>.



**Note:** The content of this handout does not constitute legal advice. Please consult an immigration attorney for legal advice.

**NDLON**  
NATIONAL DAY LABORER  
ORGANIZING NETWORK



# KNOW YOUR RIGHTS

## WHAT TO DO IF IMMIGRATION (ICE) SHOWS UP AT YOUR WORKPLACE



Generally speaking, unless you work in a public space, ICE cannot enter your workplace without a warrant signed by a judge or permission from your employer or someone else who is authorized to use and let others into your workplace.



If you feel comfortable, talk to your employer and co-workers in advance to make sure they know they should not let ICE into your workplace without a warrant.



Stay calm. Do not run. ICE can use that as a reason to arrest you.

### IF ICE DOES NOT HAVE A WARRANT:



Do not let them in! Calmly ask them to leave.



Your employer or someone else with authority should also not let them in! If the employer or someone with authority lets them in, ICE no longer needs a warrant.



If ICE enters your workplace by force:



State that you do not consent to a search.



Write down the agents' names and badge numbers.



Document any violence or abuse.



Document the details of the search, and persons or property taken.



## IF ICE HAS A SEARCH WARRANT (signed by a judge):



A search warrant, signed by a judge, authorizes ICE to search a location and retrieve certain items, but it does not typically authorize the arrest of individuals.

**Before letting the agents in:**



**Make sure the warrant has the correct address for your workplace. If the address is incorrect, do not let the agents in.**



**Review the warrant to see what areas and things ICE is authorized to search. Do not let ICE into any place that is not described in the warrant**



## IF ICE HAS AN ARREST WARRANT (signed by a judge):



An arrest warrant, signed by a judge, authorizes ICE to arrest an individual or individuals and retrieve certain items, but it does not typically authorize ICE to enter your workplace.



An arrest warrant, signed by a judge, authorizes ICE to arrest an individual or individuals and retrieve certain items, but it does not typically authorize ICE to enter your workplace.



**Do not speak to ICE or allow ICE agents to enter. Speak to a supervisor or a manager, who should consult with a lawyer before turning anyone over to the custody of ICE.**



## IF ICE ARRESTS OR DETAINS YOU:



**Do not speak with ICE. Exercise your right to remain silent.**



**Ask to speak to your attorney. DO NOT ANSWER ANY QUESTIONS OR SIGN ANYTHING YOU DO NOT UNDERSTAND WITHOUT YOUR ATTORNEY!**



**Contact your attorney or family member immediately.**





Ask for bond and a hearing before a judge even if ICE says you are not eligible.



Ask for copies of all your immigration documents.

## BE PREPARED! CREATE A SAFETY PLAN IN CASE OF ARREST.



Consider whether your workplace has a policy to limit ICE entry into a workplace. If you have a union, consider raising this with the union.



Carry a Know-Your-Rights card to show to ICE if they stop you. The card should, at the very least, state that you will remain silent and wish to speak with an attorney.




Do not carry any documents from your country of origin or any false documents.



Memorize the phone number of a friend, family member, or attorney to call if you are arrested.



Make arrangements for the care of your children or other loved ones in the event of an arrest.



Designate trusted friends or family members to make decisions



Keep copies of immigration documents, criminal records, and other important documents in a safe place where a trusted friend or family member can access them if necessary.






Make sure your loved ones know your immigration number (A number) and how to find you if you are detained by Immigration. Contact local ICE office or search online detainee locator <https://locator.ice.gov/odls/homePage.do>.



# A DAY WORKED IS A DAY PAID!

**DO NOT ALLOW YOUR EMPLOYER TO USE YOUR IMMIGRATION STATUS AGAINST YOU.** Every worker has rights and protections, regardless of whether one has legal status or not.




Basic rights for EVERY employee:

-  Receive full payment of at least the minimum wage.
-  Get paid for time and a half when you work more than 40 hours in a week.
-  Have a break for lunch if you work more than 6 hours.




**HAVE A PLAN TO DOCUMENT AND EXERCISE YOUR RIGHTS.** It is important for you and your co-workers to be alert and prepared to make your rights count.



Documentation in support of your case:



-  Full name of the employer and company address.
-  Address and/or streets where you worked.
-  Dates worked and hours worked. Promised payment and payment received.

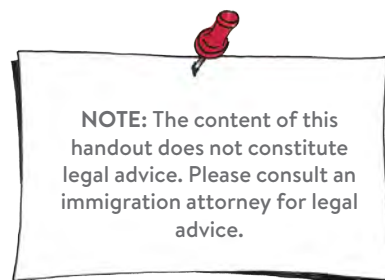
**TAKE ACTION AND MAKE YOUR RIGHTS COUNT.** If your employer wants to take advantage of you, it is important that you do not let them get away with it. There is no worse fight than the one that is not done.

-  Collect your documentation and evidence.
-  Seek help from a worker center to help you negotiate and file a claim.
-  If negotiating with the employer does not work, you can go to the department of labor file a complaint.

**DO NOT ALLOW THE USE OF THREATS TO INTIMIDATE YOU AND STOP YOU FROM DEMANDING YOUR RIGHTS.** If your employer threatens you with calling immigration or other authorities, do not worry. If possible, make sure to get the information you need to make a claim and leave the site as soon as possible.

Documentation in support of your case:

-  Federal agencies that protect workers seek to protect the rights of all employees, even if they do not have legal status in the country.
-  There are laws against retaliation against the worker.



**NDLON**  
NATIONAL DAY LABORER  
ORGANIZING NETWORK






# KNOW YOUR RIGHTS

## WHAT TO DO IF YOU ARE ARRESTED

### BE PREPARED!

- ➡ Have a plan in place before anything happens
- ➡ Keep a copy of all your important documents in a safe place and make sure a trusted person knows where it is. This includes any papers related to immigration or criminal matters. It also includes your birth certificate, marriage certificate, passport, and documents related to your children and other family members. If you have an “Alien Number” (A number), write it down and keep it with your important documents.
- ➡ If you have children or other people who rely on you to take care of them, ask a trusted person to agree to care for them temporarily if you are arrested. Memorize that person’s phone number.
- ➡ Make a plan for anything else essential that would need to be cared for if you are arrested. Do you have pets? Is there someone who can notify your employer? Are there other people who would need to know if you were arrested?
- ➡ Print out the attached Know Your Rights Card and carry it with you. You can give it to Immigration or the police if you are arrested to show that you are going to exercise your right to remain silent and request an attorney.



### PAY ATTENTION

- ➡ If you are arrested, try to notice the uniforms and cars of the arresting officers. Remember the name of the agency (Police, Sheriff, ICE, CBP). If you can, read the officers’ badges and remember or write down their names.
- ➡ If you are taken to a jail or detention center, pay attention to whether you are given a “booking number” (in criminal custody) or “alien number” (in immigration custody). Write down the number or remember it so you can share it with your loved ones. It will help them keep track of you if you are transferred to another facility.



## DO NOT SPEAK TO ANYONE OR SIGN ANYTHING WITHOUT A LAWYER



This is very important. You have the right to remain silent. You do not have to speak to the police or to Immigration agents about anything. You do not have to sign any documents. In particular, you should never sign anything or say anything about your immigration status or where you were born without first speaking to your attorney. Anything that you say or sign can be used against you.


## DO NOT AUTHORIZE ARRESTING OFFICERS TO SEARCH YOU OR YOUR HOME OR YOUR BELONGINGS



Police and Immigration agents cannot come into your home without your permission, unless they have a warrant signed by a judge—which they rarely have. If they say they have a warrant, ask them to slide it under the door so you can confirm that it is signed by a judge. If they don't have a warrant, don't let them in!



Police and Immigration agents can only search your person or your belongings without your permission in very specific circumstances. You should not physically resist any search. But you should make it clear that you do not consent to a search. You can provide a Know Your Rights card to assert your rights without saying anything.




## LET YOUR FAMILY AND FRIENDS (AND MAYBE YOUR CONSULATE) KNOW WHERE YOU ARE



Usually you have the right to make a phone call after you are arrested. Memorize the phone number of the person(s) you want to contact— you may not be able to look it up when you are in jail!



When you talk to your loved ones, be sure to let them know who arrested you (Police, Sheriff, ICE, CBP) and give them your booking number or alien number and the location where you are, if you know.







If you are a foreign national, you have the right to tell your consulate you were arrested. Sometimes you can contact your consulate yourself. Other times, the law enforcement agency will contact your consulate for you. Your consulate may be able to help you find a lawyer. But be careful – if you say where you're from in order to contact your consulate, that information could be used against you in criminal or immigration court.

## FIND A LAWYER (A GOOD ONE)



If you are in criminal custody and cannot afford a lawyer, one will be provided for you. Make sure your attorney knows about your immigration status! Before you make any decision in your criminal case, ask your attorney how it could affect your immigration status.



If you are in immigration custody you must find your own lawyer. It is important not only to have an attorney, but to have a good attorney. People with attorneys win their immigration cases much more often than people without attorneys.



Some organizations provide free legal representation in immigration proceedings, but in many cases, it is difficult to find free legal assistance and you must pay a private lawyer if you are able to do so.



You should ask trusted people and organizations if they know an attorney they can recommend. A list of free legal services providers is available at <https://www.justice.gov/eoir/list-pro-bono-legal-service-providers-map>. This list is incomplete, and the quality of the attorneys on the list is not verified.



When possible, you should always get a second (and third!) opinion before choosing an attorney.




If you can't find an attorney, you can try to defend yourself or your family member. You can find resources to help you on the website of the Florence Project: <https://firrp.org/resources/prose/>





## BE AWARE YOU MIGHT BE TRANSFERRED



If you are in criminal custody, immigration agents may try to begin deportation proceedings against you.

They can do this in different ways.

- 1 First, they can place a hold, or detainer, on you. An immigration hold is a request that the police detain you for an extra 48 hours after you would otherwise be released in order to transfer you to immigration. The police are required to provide you with a copy of any immigration hold, but sometimes they do not.

## KEEP IN TOUCH WITH YOUR FAMILY AND YOUR ATTORNEY

Most jails and detention centers allow friends and family members to deposit money for their loved ones who are detained. This money can be used to make phone calls and to buy things within the jail or detention facility. You should ask an officer in the jail or detention center how you or your loved ones can deposit money.

- 2 Second, they may ask the police to let them know when you will be released or to give them your address.
- 3 Third, they can interview while you are in criminal custody to get information they can use to try to deport you. Remember your right to remain silent! You should not talk to immigration agents or sign any documents without speaking with your lawyer.



## DON'T GO THROUGH IT ALONE



Encourage your family members to reach out to community members and organizations who can support you and them. You and your family can learn from the experiences of others. You can be stronger with the support of others.

## KNOW YOUR RIGHTS CARD



I do not wish to speak with you, answer any questions, or sign any documents.



I am choosing to exercise my right to remain silent. If I am detained, I request to speak with an attorney immediately. I am also exercising my right to refuse to sign anything until I consult with my attorney.



I also do not consent to a search of my person, my belongings, or my home unless you have a warrant signed by a judge, or unless you are otherwise constitutionally permitted to conduct a search without my consent.



Note: The content of this handout does not constitute legal advice. Please consult an immigration attorney for legal advice.



# KNOW YOUR RIGHTS

## WHAT TO DO IF A LOVED ONE IS ARRESTED

### BE PREPARED!

Have a plan in place before anything happens:



Make sure all your family members have your phone number memorized. They may not be able to look it up if they are arrested.



Keep a copy of all your family's important documents in a safe place. This includes any papers related to immigration or criminal matters. It also includes birth certificates, marriage certificates, and passports. If your family member has an "Alien Number" (A number) write it down and keep it with your important documents.



### LOCATE THEM



If your loved one has been arrested but you're not sure where they are, call local Police and Sheriff Departments and ask if they are in custody. Many Police and Sheriff Departments also have tools on their websites that let you search the names of people in custody. If you think your loved one may be in immigration custody, you can search for them using the ICE Detainee Locator System at <https://locator.ice.gov/odls/homePage.do>. \*\*Note that this system does not include information about anyone who is under 18 years old.\*\*




You can also call your local ICE office. You can find contact information here: <https://www.ice.gov/contact/ero>.



## REMIND THEM OF THEIR RIGHTS



When you're able to talk with your friend or family member, remind them about their rights. Tell them not to sign anything or say anything to law enforcement—including anything about their immigration status or where they were born—without talking to an attorney first.



## HELP THEM FIND A LAWYER




If your loved one is facing criminal charges, a free attorney will be provided for them if they can't afford one. Make sure the attorney knows about your loved one's immigration status! Before making any decisions, ask the attorney how it could affect their immigration status.



If your loved one is facing deportation, they have to either find their own attorney or represent themselves. You should do everything you can to find a good immigration attorney. People with attorneys win their immigration cases much more often than people without attorneys.




Some organizations provide free legal representation in immigration proceedings, but in many cases, it is difficult to find free legal assistance and you must pay a private lawyer if you are able to do so.








You should ask trusted people and organizations if they know an attorney they can recommend. A list of free legal services providers is available at <https://www.justice.gov/eoir/list-pro-bono-legal-service-providers-map>. This list is incomplete, and the quality of the attorneys on the list is not verified.





**It is important not only to have a lawyer, but to have a good lawyer. Here are some tips to keep in mind:**

-  Whenever possible, you should meet with more than one lawyer before you decide who you want to represent your friend or family member.
-  Before you decide on a lawyer, look them up on your state bar association website to make sure they are licensed and see if any complaints have been filed against them.
-  When you meet with a lawyer for the first time, ask about their experience. Make sure they have worked on cases like your loved one's before.
-  Pay attention to what the lawyer asks you. He or she should review any documents you have about your loved one's criminal and immigration cases and ask you detailed questions before giving any advice about your case.
-  Ask for a written contract from the attorney before you pay them.

If you can't find an attorney, you can try to help your family member or friend defend themselves. You can find resources to help you on the website of the Florence Project: <https://firrp.org/resources/prose/>



## KEEP IN TOUCH



Most jails and detention centers allow friends and family members to deposit money for their loved ones who are detained. This money can be used to make phone calls and other purchases within the jail or detention facility. Ask an officer in the jail or detention center how you can deposit money for your loved one.



## DON'T GO THROUGH IT ALONE



Remember, you're not alone. Talking to other people who have loved ones in jail or detention can help. Reach out to friends and community members for support. Look for an organization near you that works with people who are detained. Share your story and experience with others, and find out what you can learn from their experiences.

